




the social panel

52 Lime Street, EC3



Floors from
6,937 to
15,518 sq ft


Available to
occupy now



Summary specification

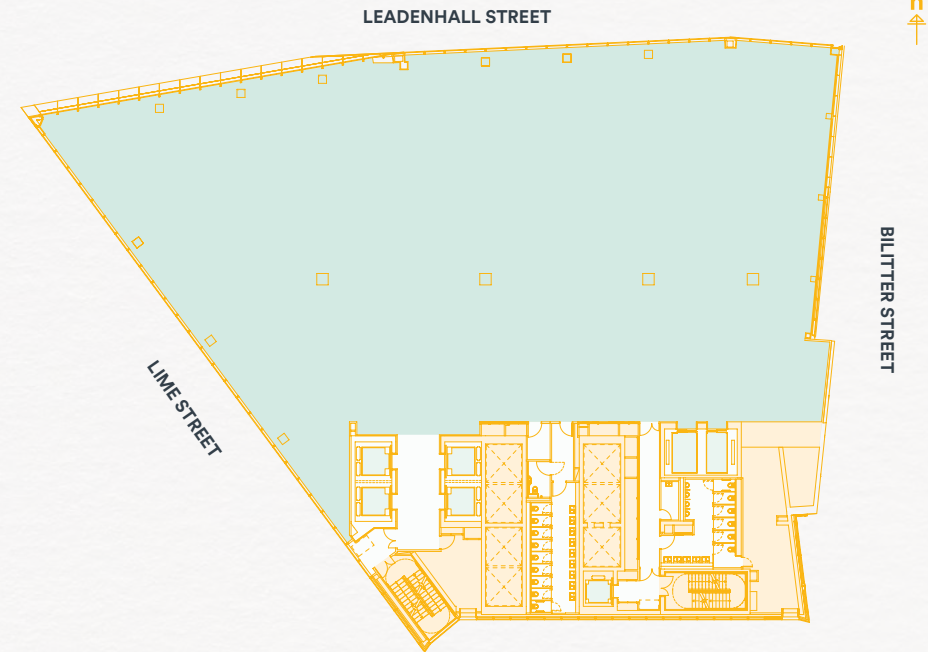
- Designed by world-renowned architects KPF
- Prominent triple-height reception
- 3 banks of twin passenger lifts (22 cars): 21 persons each
- 2 x goods lifts
- 396 bicycle parking spaces serviced by 2 dedicated cycle lifts
- 40 showers, 396 lockers
- 1 wheelchair accessible parking space
- 18 motorcycle parking spaces
- Dual power supply to all areas
- 3 generators providing 100% backup
- BREEAM 2014 “Excellent”
- Design density 1:8 sq m (with exception of high rise floors which are 1:12)
- All floors are to be completed to a Category A specification

Schedule of areas



Typical floorplan

Level 5 – 15,004 sq ft



CBRE

Tom Meijer
T: +44 (0) 20 7182 2778
E: tom.meijer@cbre.com

Chris Vydra
T: +44 (0) 20 7182 3143
E: chris.vydra@cbre.com

David Perowne
T: +44 (0) 20 7182 3235
E: david.perowne@cbre.com

cbre.co.uk

CUSHMAN & WAKEFIELD

Tim Plumbe
T: +44 (0) 20 3296 2005
E: tim.plumbe@cushwake.com

James Campbell
T: +44 (0) 20 3296 2074
E: james.campbell@cushwake.com

Eleanor Reed
T: +44 (0) 20 3296 2080
E: eleanor.reed@cushwake.com

cushmanwakefield.co.uk

thescalpelec3.co.uk

scalpellondon

Important notice relating to the Misrepresentation Act 1967 and the Property Misdescriptions Act 1991: (i) the particulars are set out as a general outline only for guidance of intending purchasers or lessees and do not constitute, nor constitute part of, an offer or contract (ii) all descriptions, dimensions, references to condition and necessary permission for use and occupation, and other details are given in good faith and are believed to be correct, but any intending purchasers or occupiers should not rely on them as statements or representations of fact, but must satisfy themselves by inspection or otherwise as to the correctness of each of them. January 2019.